

Phosphate Test

PROCEDURE (Range 0.0 - 2.0 ppm)

ASCORBIC ACID REDUCTION METHOD

1. Fill test tube (0843) to mark with sample water.
2. Use 1.0 mL pipet (0354) to add 1.0 mL of *Phosphate Acid Reagent (V-6282). Cap and mix.
3. Use 0.1 g spoon (0699) to add one level measure of *Phosphate Reducing Reagent (V-6283). Cap and mix until dissolved. Wait 5 minutes.
4. Remove stopper from test tube. Place tube in Phosphate Comparator (3122) with Axial Reader (2071). Fill two test tubes (0843) to the 10 mL line with sample water. Place in Axial Reader. Match sample color to a color standard. Record as ppm Orthophosphate.

Phosphate Test





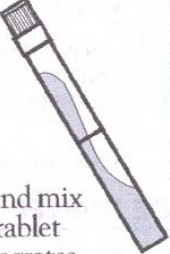


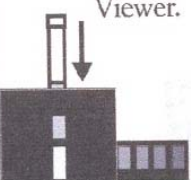

PROCEDURE (Range 0.0 - 2.0 ppm)

ASCORBIC ACID REDUCTION METHOD

1. Fill test tube (0843) to mark with sample water.
2. Use 1.0 mL pipet (0354) to add 1.0 mL of *Phosphate Acid Reagent (V-6282). Cap and mix.
3. Use 0.1 g spoon (0699) to add one level measure of *Phosphate Reducing Reagent (V-6283). Cap and mix until dissolved. Wait 5 minutes.
4. Remove stopper from test tube. Place tube in Phosphate Comparator (3122) with Axial Reader (2071). Fill two test tubes (0843) to the 10 mL line with sample water. Place in Axial Reader. Match sample color to a color standard. Record as ppm Orthophosphate.

Nitrate Test

PROCEDURE

<p>1. Fill a test tube (0106) to the 5 mL line with the water sample.</p> 	<p>2. Add one *Nitrate #1 Tablet (2799).</p> 	<p>3. Cap and mix until tablet disintegrates.</p> 
<p>4. Add one *Nitrate #2 CTA Tablet (NN-3703).</p> 	<p>5. Cap and mix until tablet disintegrates.</p> 	<p>6. Wait 5 minutes.</p> 
<p>7. Insert Nitrate-Nitrogen Octa-Slide Bar (3494) into the Octa-Slide Viewer (1100).</p> 	<p>8. Insert test tube into Octa-Slide Viewer.</p> 	<p>9. Match sample color to a color standard. Record as ppm Nitrate Nitrogen.</p> 

To convert to Nitrate, multiply results by 4.4. Record as ppm Nitrate.





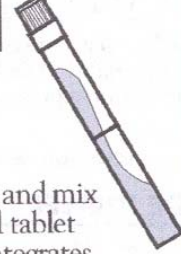



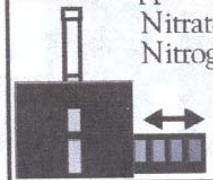
LaMOTTE COMPANY

Helping People Solve Analytical Challenges®

PO Box 329 • Chestertown • Maryland • 21620 • USA
 800-344-3100 • 410-778-3100 (Outside U.S.A.) • Fax 410-778-6394
 Visit us on the web at www.lamotte.com

Nitrate Test

PROCEDURE

<p>1. Fill a test tube (0106) to the 5 mL line with the water sample.</p> 	<p>2. Add one *Nitrate #1 Tablet (2799).</p> 	<p>3. Cap and mix until tablet disintegrates.</p> 
<p>4. Add one *Nitrate #2 CTA Tablet (NN-3703).</p> 	<p>5. Cap and mix until tablet disintegrates.</p> 	<p>6. Wait 5 minutes.</p> 
<p>7. Insert Nitrate-Nitrogen Octa-Slide Bar (3494) into the Octa-Slide Viewer (1100).</p> 	<p>8. Insert test tube into Octa-Slide Viewer.</p> 	<p>9. Match sample color to a color standard. Record as ppm Nitrate Nitrogen.</p> 

To convert to Nitrate, multiply results by 4.4. Record as ppm Nitrate.

LaMOTTE COMPANY

Helping People Solve Analytical Challenges®

PO Box 329 • Chestertown • Maryland • 21620 • USA
 800-344-3100 • 410-778-3100 (Outside U.S.A.) • Fax 410-778-6394
 Visit us on the web at www.lamotte.com